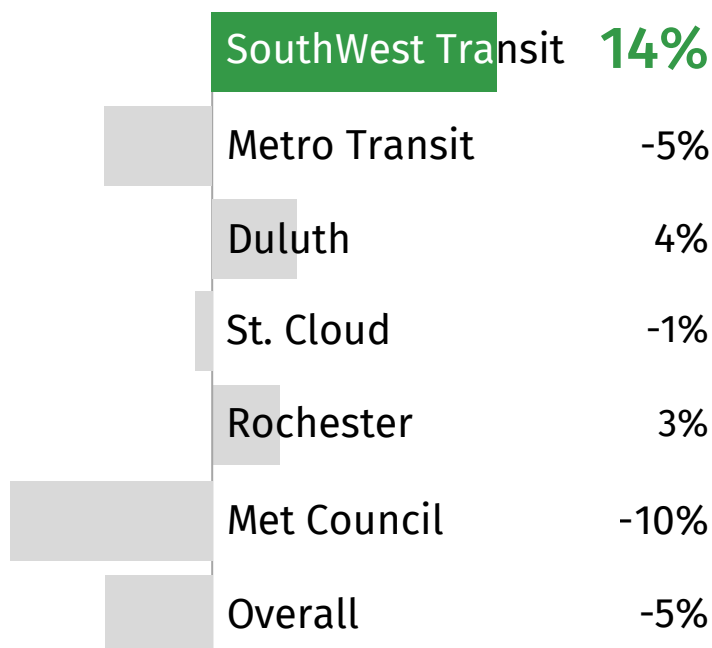


The SouthWest Transit Difference – By the Numbers

A snapshot of how SWT stands out among Minnesota transit agencies.

HIGHEST RIDERSHIP GROWTH IN MINNESOTA

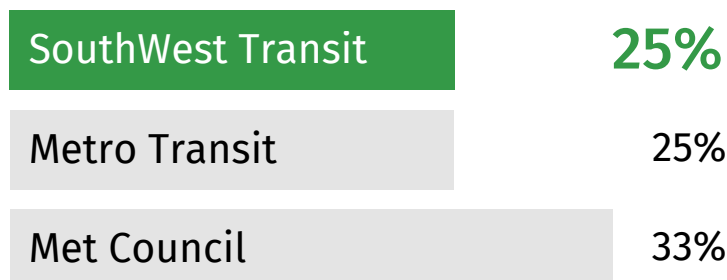
Year-over-year percentage change in total ridership



*Compares 2025 vs. 2024 (NTD)

LOWER OVERHEAD COST

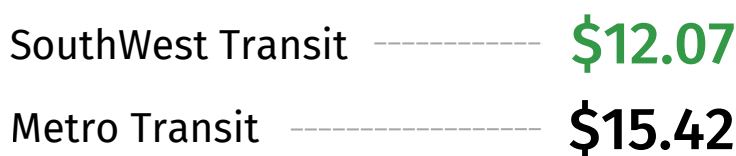
Administrative expenses as a percentage of total expenditures



*2024 National Transit Database (NTD) reporting

MORE EFFICIENT SERVICE

Lower subsidy per rider for commuter bus service



*2024 Regional Route Analysis

OUR CUSTOMERS LOVE SOUTHWEST TRANSIT

