



2014 AMENDED BUDGET AND 2015 ADOPTED BUDGET



Double Decker Bus



Chanassen Transit Station



Southwest Station



East Creek Station



Southwest Village

SOUTHWEST TRANSIT
2014 AMENDED BUDGET
AND
2015 ADOPTED BUDGET

TABLE OF CONTENTS

	<u>Page</u>
2015 Budget Assumptions	1
2015 Budget Summary	4
General Fund Summary of Revenues and Expenditures	5
General Fund	
Revenues Summary	6
Expenditures Summary	7
2015 Budget Detail	8
Facility Maintenance Summary	13
Capital & Equipment Fund	18
Energy Savings Capital Fund	19
SWT Development Capital Fund	19
SW Village Debt Service Fund	20
Energy Savings Debt Service Fund	21
2014 and 2015 Budgeted Employee Full Time Equivalent	22



SOUTHWEST TRANSIT

2015 BUDGET ASSUMPTIONS - DECEMBER 2014

GENERAL FUND

General Fund – The General Fund is the general operating fund of SWT. It is used to account for all financial resources and transit expenditures except those required to be accounted for in another fund.

Revenue – The major revenues in the General Fund are MVST and RAMVST (73.4%) and fares (24.5%), with advertising revenue, contract revenue and interest revenue comprising the remaining (2.1%).

Minnesota Vehicle Sales Tax (MVST) - SWT used the revenue model provided by the Metropolitan Council to budget 100% of the MVST base of \$5,982,000 and to budget the regional allocated MVST (RAMVST) of \$2,576,900. The model allows the Metropolitan Council to review the RAMVST position at the end of 2014 and allocate the dollars necessary to maintain, at a minimum, a 25% General Fund balance and current transit service levels for 2015. The budgeted MVST and RAMVST are based on the most recent allocation estimates. However, the RAMVST estimates may change based on the final Metropolitan Council revenue allocation models.

Reserves – In 2010, the Commission passed a General Fund Balance (GFB) policy to maintain a fund balance of 35% to 40% of the current year's budget. However, recent discussions with the Metropolitan Council suggest the GFB should be maintained at a 25% level. The General Fund budget meets this requirement and includes the projected expenditure level and the service level increases in the 2015 budget. It is anticipated that the General Fund reserve will be maintained at the 25% level as provided by the Metropolitan Council.

Ridership – Ridership as of November 1, 2014 is up 7% over 2013. Fare revenue for 2015 is projected to remain at the same level with the increased revenue resulting from new services.

Contract Revenue – SWT entered into an agreement with the City of Carver to provide demonstration express bus services to the University of Minnesota and downtown Minneapolis for the three year period January 1, 2015 thru December 31, 2017. SWT will be reimbursed for the cost of operation and management services.

Miscellaneous Revenue – Miscellaneous revenue includes \$120,000 for management services provided to the City of Plymouth for operating its MetroLink service.

Operations – The 2015 SWT budget for operations which is accounted for in the General Fund increased over the 2014 amended budget. The 2015 operating budget has been increased from the 2014 budget in order to account for planned increased local services, as well as the addition of the Carver Station to SWT’s express services. Planned increased local services include a mix of midday local services that include BRT-like services along Hwy 212 that will provide increased connections between SWT major park and ride lots, fixed community circulators that provide increased access to local ridership attractors and generators (medical, retail, schools, government, etc.), and demand response dial-a-ride services aimed at helping riders connect the “last mile” of their trip by offering increased connectivity to SWT fixed route services as well as to local attractors and generators.

Vehicle Maintenance – Vehicle Maintenance will increase over 2014 due to planned increases in service levels and the contract with the City of Carver.

Facilities – Facility Maintenance will also increase as East Creek Station is budgeted for its first full year of service.

Staffing – Staffing levels will change for the employee full time equivalents (FTE) as presented on the last page. The 2015 budget does include a 3% base wage increase, plus an anticipated year-end merit dependent on agency goals up to \$500 for each full-time employee.

Capital Cost of Operations - These costs are best described as major capital expenditures for equipment and facility maintenance, repair and replacement that do not occur on an annual basis. Financing required for the capital cost of operations that exceed those available in the General Fund may be financed from funds available in the Capital and Equipment Fund or the Development Fund. The complete list of capital items scheduled for 2015 is included at the end of this section and includes those items that will be financed by federal, state and SWT sources.

DEBT SERVICE FUNDS

Debt Service Funds - The debt service funds are used to accumulate the resources for, and the payment of the general long-term debt principal, interest and related costs.

SW Village Debt Retirement – SWT is completed the refinancing of the SW Village Transit Station. The certificates of participation total \$1,120,000 and are payable through 2025 together with interest at rates ranging from 1.15 – 4.00%. The 2015 principal and interest payment totals \$112,180.

Energy Savings Debt Retirement – SWT completed energy savings improvements in 2013. The \$1M project was financed by the issuance of debt. The debt will be repaid with energy savings in the General Fund. The 2015 payment will total \$80,477 of which \$57,747 is the principal payment.

CAPITAL PROJECTS FUNDS

Capital Project Funds – The only capital projects activities of SWT are accounted for in the Capital and Equipment and Development Funds which are used to account for the accumulation of resources to be used for acquisition, construction and maintenance of SWT property, plant and equipment

Development Fund – SWT will be completing a major expansion and renovation of its Eden Prairie garage in 2015. Preliminary estimates for the total project cost are approximately \$2.0M. The project will be funded by the development monies available and future contract for deed payments to be received from the sale of SWT property in 2014.

Capital and Equipment Fund – Financing required for the capital cost of operations that exceed those available in the General Fund may be financed from funds available in the Capital and Equipment Fund. The following is a list of all capital items that will be financed with federal, state and SWT sources:

**SouthWest Transit
2015 Capital Costs of Operating and Other Capital Costs**

	Amount
EP Garage Expansion & Upgrade \$2M	\$ 2,000,000
Ramp Repairs & Erosion Control @SWS	25,000
PM Ramp Repairs @Site Repairs SWV, CTS & ECS	30,000
Road Replacement - Replace Paver busway @SWS	50,000
EPG Dispatch Office - Remodeling	10,000
EPG Garage Structure Repairs SS B High Speed Door	110,000
EPG Irrigation System	25,000
Computer Replacement - On Going replacement of computers	10,000
Perimeter Fencing - EP Garage	25,000
Perimeter Lighting - EP Garage	25,000
Network Infrastructure -Firewalls & Network Switches	20,000
Bomb Resistant Garage 30 cans	45,000
Fuel Tank Addition	100,000
Bus Camera Replacement Program	58,500
Bus & Hand Held Radios (Replacement)	67,000
Bus Camera Replacement Program	58,500
Rubber doors installation service	8,000
2 Trolley Conversion	110,000
	Total <u>2,777,000</u>
Debt Service	
Debt - SW Village	112,180
Debt - Energy Savings Performance	80,477
	Total Debt Service <u>192,657</u>
Grant Funding	
Bus Rehab (762-768 2007 MCI)	210,000
Vehicle Service Expansion 4- 45' vehicles @\$580K	2,320,000
4 Cut-Away Bus Expansion @\$95K each	380,000
12 Phantom Replacement	6,735,000
1 Cut-Away Bus Replacement @\$95K	95,000
Trolley Replacement (1)	400,000
	Total for Grant Funding <u>10,140,000</u>
	Grand Total for 2015 <u><u>13,109,657</u></u>

SOUTHWEST TRANSIT
2014 AMENDED BUDGET AND
2015 ADOPTED BUDGET

2015 Budget Summary

<u>Fund</u>	<u>Revenue</u>	<u>Expenditures</u>	<u>Capital Cost of Operations/ Transfers</u>	<u>Contribution (Use) of Fund Balance</u>	<u>Amended Budget Fund Balance 1/1/15</u>	<u>Projected Ending Fund Balance 12/31/15</u>
General fund	\$ 11,667,700	\$ 10,905,348	\$ (492,922)	\$ 269,430	\$ 3,168,709	\$ 3,438,139
Capital projects funds						
Capital and equipment	12,000	61,000	-	(49,000)	1,901,556	1,852,556
SWT development	343,021	2,085,000	-	(1,741,979)	2,492,175	750,196
Debt Service fund						
SW Village debt	80,000	112,180	32,180	-	1,926	1,926
Energy savings debt	-	80,477	80,477	(0)	761	761
Total	<u>\$ 12,102,721</u>	<u>\$ 13,244,005</u>	<u>\$ (380,265)</u>	<u>\$ (1,521,549)</u>	<u>\$ 7,565,127</u>	<u>\$ 6,043,578</u>

SOUTHWEST TRANSIT
2014 AMENDED BUDGET AND
2015 ADOPTED BUDGET

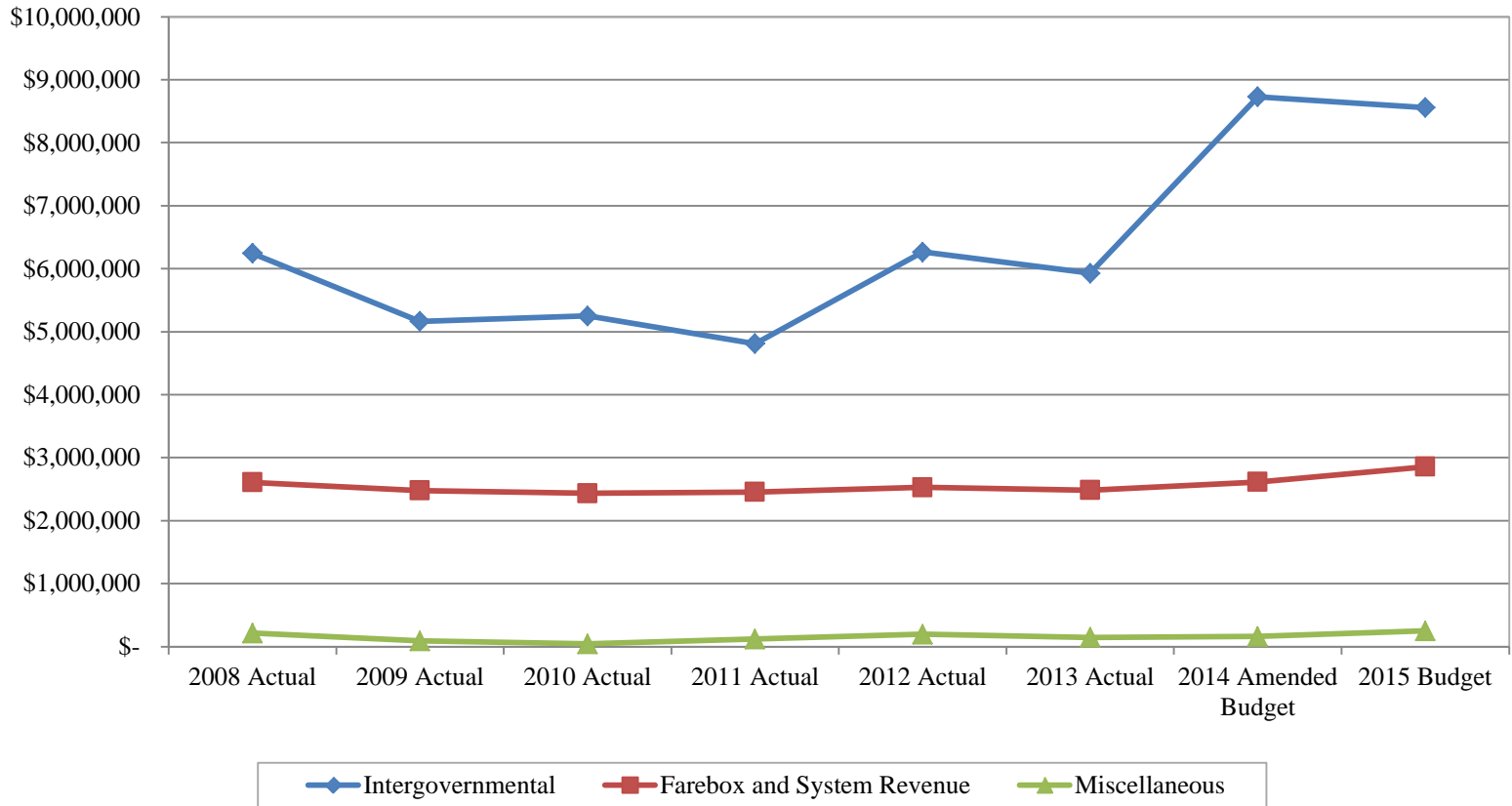
General Fund Summary of Revenues and Expenditures

	FY 2013 Actual	2014 Original Budget	2014 Amended Budget	Additional Amendments	Final Amended 2014 Budget	9 Month Actual 2014	2015 Budget
REVENUE							
Intergovernmental revenue							
Motor vehicle state tax - base	\$ 5,375,261	\$ 5,478,000	\$ 5,960,000	\$ -	\$ 5,960,000	\$ 4,598,153	\$ 5,982,000
Motor vehicle state tax - regionally allocated	604,200	3,013,520	2,738,000	30,000	2,768,000	2,076,000	2,576,900
Passenger fares	2,517,920	2,556,000	2,616,000	-	2,616,000	2,044,353	2,857,800
Miscellaneous revenue							
Advertising and concessions	120,000	124,000	124,000	-	124,000	92,700	125,000
Interest on investments	8,547	2,000	3,500	-	3,500	6,752	124,000
Miscellaneous other	29,014	20,000	35,000	-	35,000	5,868	2,000
Total revenue	8,654,941	11,193,520	11,476,500	30,000	11,506,500	8,823,826	11,667,700
EXPENDITURES							
Administration	959,829.93	1,028,200	1,146,043	-	1,126,280	841,639	1,070,300
Related capital cost of operations	110,000	126,556	126,556	19,763	146,319	126,556	112,657
Operations	4,947,681.53	6,463,900	5,681,840	-	5,681,840	4,326,416	7,005,550
Related capital cost of operations	87,300	72,500	443,800	36,354	480,154	72,500	97,758
Vehicle maintenance	1,290,675.33	1,426,630	1,607,680	30,000	1,637,680	1,109,930	1,700,500
Related capital cost of operations	56,595	10,000	366,000	(34,365)	331,635	10,000	10,000
Facility maintenance	1,117,111.23	1,414,740	1,510,200	(98,678)	1,411,522	982,636	1,128,998
Related capital cost of operations	146,105	243,000	656,300	96,370	752,670	243,000	272,507
Total expenditures	8,715,298	10,785,526	11,538,419	49,444	11,568,100	7,712,677	11,398,270
REVENUE OVER/(UNDER) EXPENDITURES	(60,357)	407,994	(61,919)	(19,444)	(61,600)	1,111,149	269,430
TRANSFER IN/(OUT)							
Transfers in	-	-	-	-	-	-	-
Transfers out	-	-	-	-	-	-	-
NET CHANGE	(60,357)	407,994	(61,919)	(19,444)	(61,600)	1,111,149	269,430
FUND BALANCE	\$ 3,230,309	\$ 3,638,303	\$ 3,168,390	\$ 3,618,859	\$ 3,168,709	\$ 4,341,458	\$ 3,438,139
Fund balance as a % of budget (expenditures & transfers)			27.39%				30.16%

SOUTHWEST TRANSIT
2014 AMENDED BUDGET AND
2015 ADOPTED BUDGET

General Fund - Revenues Summary

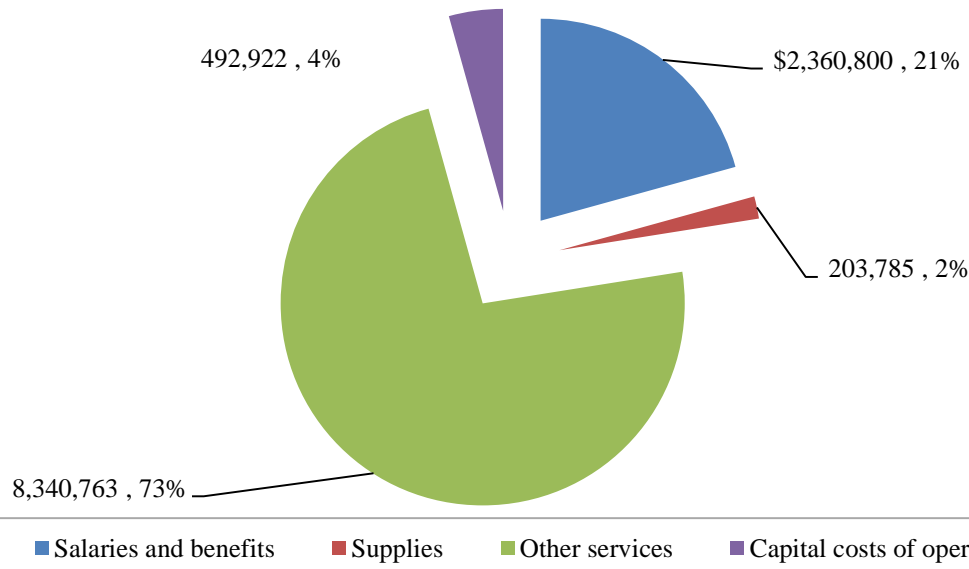
Account	Description	2014				2015 Budget
		FY 2013 Actual	Original Budget	Final Amended 2014 Budget	9 Month Actual 2014	
REVENUE						
Intergovernmental revenue (350)						
3105.00	Motor vehicle excise tax	\$ 5,979,461	\$ 8,491,520	\$ 8,728,000	\$ 6,674,153	\$ 8,558,900
	Total intergovernmental revenue	5,979,461	8,491,520	8,728,000	6,674,153	8,558,900
Farebox and system revenue						
3002.00	Fare revenue	2,517,920	2,556,000	2,616,000	2,044,353	2,857,800
	Total fixed route fares	2,517,920	2,556,000	2,616,000	2,044,353	2,857,800
Miscellaneous revenue						
3013.00	Advertising & concessions	120,000	124,000	124,000	92,700	125,000
3015.00	Interest on investments	8,547	2,000	3,500	6,752	124,000
3112.00	Miscellaneous revenue	29,014	20,000	35,000	5,868	2,000
	Total miscellaneous revenue	157,560	146,000	162,500	105,320	251,000
	Total Revenue	\$ 8,654,941	\$ 11,193,520	\$ 11,506,500	\$ 8,823,826	\$ 11,667,700



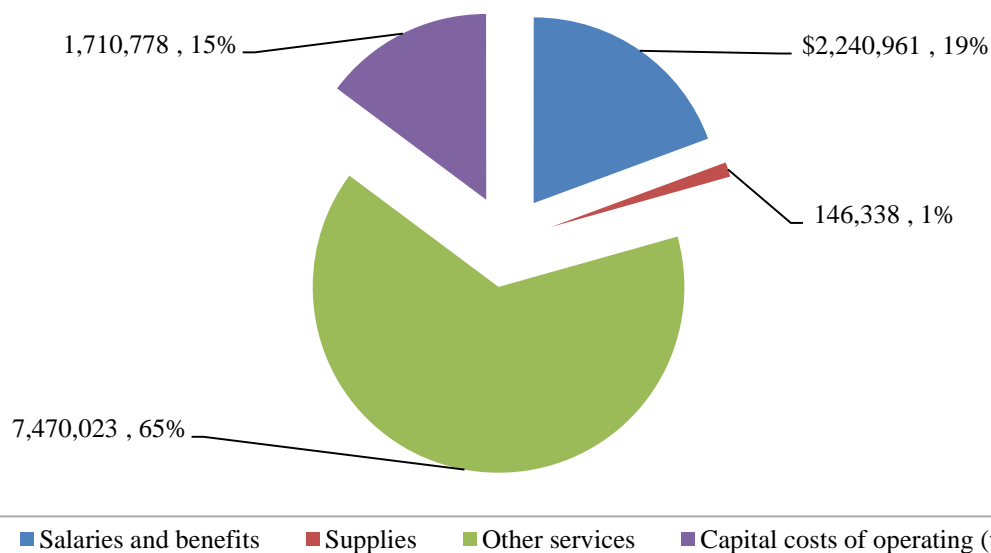
SOUTHWEST TRANSIT
2014 AMENDED BUDGET AND
2015 ADOPTED BUDGET

General Fund - Expenditures Summary

2015 Budget	Administration (400)	Operations (420)	Vehicle Maintenance (430)	Facility Maintenance	Total
Salaries and benefits	\$ 579,600	\$ 615,400	\$ 769,800	\$ 396,000	\$ 2,360,800
Supplies	23,700	135,050	26,400	18,635	203,785
Other services	467,000	6,255,100	904,300	714,363	8,340,763
Capital costs of operating (transfers)	112,657	97,758	10,000	272,507	492,922
	\$ 1,182,957	\$ 7,103,308	\$ 1,710,500	\$ 1,401,505	\$ 11,398,270
Percent Increase (Decrease) from Prior Year	-7.0%	15.3%	-13.1%	-35.2%	-1.5%



Final Amended 2014 Budget	Administration (400)	Operations (420)	Vehicle Maintenance (430)	Facility Maintenance	Total
Salaries and benefits	\$ 542,950	\$ 560,840	\$ 735,380	\$ 401,791	\$ 2,240,961
Supplies	28,500	65,250	32,400	20,188	146,338
Other services	554,830	5,055,750	869,900	989,543	7,470,023
Capital costs of operating (transfers)	146,319	480,154	331,635	752,670	1,710,778
	\$ 1,272,599	\$ 6,161,994	\$ 1,969,315	\$ 2,164,192	\$ 11,568,100



SOUTHWEST TRANSIT
2014 AMENDED BUDGET AND
2015 ADOPTED BUDGET

General Fund (100)

		<u>Actual 2013</u>	<u>2014 Adopted Budget</u>	<u>2014 Final Budget</u>	<u>YTD September 2014</u>	<u>2015 Adopted Budget</u>
REVENUES						
100.300.3001.02	Farebox Revenue Collections	\$ -	\$ -	\$ -	\$ -	\$ -
100.300.3002.01	Route 680 Fares	27,854	45,540	9,700	9,716	-
100.300.3002.03	Route 682 Fares	183,039	140,000	178,200	219,789	140,000
100.300.3002.04	Route 683 Fares	586		-	-	-
100.300.3002.05	Route 684 Fares	78,038	51,400	69,000	63,814	70,000
100.300.3002.07	Route 687 Fares - Target	-	81,000	33,400	27,407	34,000
100.300.3002.09	Route 690 Fares	984,072	961,360	976,000	737,463	980,000
100.300.3002.10	Route 691 Fares	19,207	19,600	18,200	13,996	18,000
100.300.3002.11	Route 692 Fares	96,952	210,100	107,000	80,131	110,000
100.300.3002.13	Route 694 Fares	21,404	-	55,000	40,126	56,000
100.300.3002.14	Route 695 Fares	168,440	167,400	179,200	134,652	180,000
100.300.3002.22	Route 699 Fares	448,212	394,700	353,000	267,540	355,000
100.300.3002.24	Route 698 Fares	442,939	457,900	442,500	321,887	445,000
100.300.3002.25	Route 697 Fares	43,985	-	169,000	127,058	171,000
100.300.3003.00	Route 632 Fares	3,192	2,000	800	775	800
	Route - Local	-	25,000	25,000	-	25,000
100.300.3002.26	Contracted Route - Carver service	-	-	-	-	273,000
100.320.3013.00	Advertising & Concessions	120,000	124,000	124,000	92,700	125,000
100.320.3014.00	Rental program	-	-	-	1,035	
100.320.3015.00	Interest on Investments	8,547	2,000	3,500	6,752	124,000
100.320.3112.00	Miscellaneous Revenue	29,014	20,000	35,000	4,833	2,000
100.350.3104.01	MVST - Regionally Allocated	604,200	3,013,520	2,768,000	2,076,000	2,576,900
100.350.3105.00	Motor Vehicle Excise Tax	5,375,261	5,478,000	5,960,000	4,598,153	5,982,000
Total 100 REVENUES		\$ 8,654,941	\$ 11,193,520	\$ 11,506,500	\$ 8,823,826	\$ 11,667,700

SOUTHWEST TRANSIT
2014 AMENDED BUDGET AND
2015 ADOPTED BUDGET

EXPENDITURES	Actual 2013	2014 Adopted Budget	2014 Final Budget	YTD September 2014	2015 Adopted Budget
ADMINISTRATION (400)					
100.400.4010.00 Regular Salaries and Wages	\$ 420,027	\$ 385,900	\$ 417,950	\$ 304,118	\$ 444,800
100.400.4050.00 Overtime	23	-	-	-	-
100.400.4060.00 Fringe Benefits	115,616	125,000	125,000	84,761	114,800
100.400.4060.02 Workers Compensation	6,000	3,100	3,100	2,203	3,200
100.400.4060.04 Unemployment			4,000	3,203	
Salary contingency		70,000	-	-	
Salary agency performance pay		20,000	-	-	20,000
Total Personal Services	541,666	604,000	550,050	394,284	582,800
100.400.4130.00 Prof Svcs - Marketing	30,758	-	-	-	-
100.400.4140.00 Professional Service - Legal	45,289	30,900	53,700	49,558	40,000
100.400.4140.02 Professional Service-Technical	174,458	167,000	269,330	207,348	215,000
100.400.4160.00 Office Supplies	6,760	7,200	7,200	2,704	4,000
100.400.4160.01 Postage & Shipping	2,568	3,100	3,100	2,132	3,000
100.400.4160.02 Printing Costs	1,780	1,100	1,100	-	1,100
100.400.4160.03 Small Tools, Equip & Software	4,934	5,000	6,800	3,987	5,000
100.400.4160.05 Office Equipment Maintenance	7,646	3,100	3,100	1,007	3,200
100.400.4160.06 Software Maintenance Contract	6,965	7,200	7,200	7,081	7,400
100.400.4180.01 Phones, Wireless Phone & Pager	1,117	1,300	1,300	765	1,400
100.400.4190.00 Other Administrative Charges	3,059	2,600	2,600	2,410	3,000
100.400.4190.01 Memberships and Dues	10,258	12,000	12,000	6,701	12,000
100.400.4190.02 Mileage and Parking	7,934	8,300	8,300	6,929	9,000
100.400.4190.03 Meetings Training & Conference	17,905	14,400	24,400	18,964	17,000
100.400.4190.04 STA Charges	17,060	17,200	17,200	16,500	17,000
100.400.4190.10 Advertising and Marketing	59,555	125,000	131,000	105,629	125,000
100.400.4190.11 Employment Advertisements	-	-	5,500	5,301	-
100.400.4190.15 Legal & Bid Notice Publishing	360	-	-	-	-
100.400.4190.17 Employee Events & Training	8,040	8,200	8,200	1,140	8,200
Total Administrative Charges	406,444	413,600	562,030	438,157	471,300
100.400.4350.01 Lease/Rentals - Office Equipmt	9,682	8,500	12,000	7,648	13,500
100.400.4410.00 Casualty & Liability Insurance	2,039	2,100	2,200	1,550	2,700
Total Operating & Insurance	11,721	10,600	14,200	9,198	16,200
Total Operating Costs	959,830	1,028,200	1,126,280	841,639	1,070,300
100.400.4195.10 Capital Outlay - Cost of Operating	110,000	126,556	146,319	126,556	112,657
Total Administration Expenditures	\$ 1,069,830	\$ 1,154,756	\$ 1,272,599	\$ 968,195	\$ 1,182,957

SOUTHWEST TRANSIT
2014 AMENDED BUDGET AND
2015 ADOPTED BUDGET

	<u>Actual 2013</u>	<u>2014 Adopted Budget</u>	<u>2014 Final Budget</u>	<u>YTD September 2014</u>	<u>2015 Adopted Budget</u>
OPERATIONS (420)					
100.420.4010.00 Regular Salaries and Wages	\$ 320,381	\$ 300,400	\$ 323,840	\$ 246,020	\$ 329,100
100.420.4010.02 Temporary Wages	142,894	110,000	135,000	170,474	175,000
100.420.4050.00 Overtime	102	-	-	-	-
100.420.4060.00 Fringe Benefits	94,278	102,000	102,000	81,322	111,300
100.420.4060.02 Workers Compensation	5,701	9,300	9,300	6,610	13,500
100.420.4060.04 Unemployment Compensation	403	-	-	-	-
Total Personal Services	<u>563,759</u>	<u>521,700</u>	<u>570,140</u>	<u>504,426</u>	<u>628,900</u>
100.420.4140.00 Professional Service - Legal	1,188	2,000	2,000	-	2,000
100.420.4140.02 Professional Service-Technical	1,598	3,000	8,000	3,029	3,000
100.420.4160.00 Office Supplies	3,848	3,500	3,500	1,588	3,000
100.420.4160.01 Postage & Shipping	46	50	50	-	50
100.420.4160.02 Printing Costs	16,176	10,000	20,000	16,745	18,000
100.420.4160.03 Small Tools, Equip & Software	-	500	1,000	605	1,000
100.420.4160.05 Office Equipment Maintenance	4,523	3,000	3,000	1,935	3,000
100.420.4160.06 Software Maintenance Contract	40,764	35,700	37,700	28,184	110,000
100.420.4180.01 Phones, Wireless Phone & Pager	1,408	1,800	1,800	1,307	1,600
100.420.4180.05 Radio Services & Communication	5,042	6,500	6,500	2,588	6,000
100.420.4190.00 Other Administrative Charges	42,817	45,000	45,000	35,701	45,000
100.420.4190.01 Memberships and Dues	518	-	-	-	-
100.420.4190.02 Mileage and Parking	1,852	2,000	3,500	2,392	3,000
100.420.4190.03 Meetings Training & Conference	14,932	9,000	15,000	8,892	15,000
100.420.4190.14 Miscellaneous-State Fair	23,161	25,000	25,000	34,241	25,000
Total Administrative Charges	<u>157,871</u>	<u>147,050</u>	<u>172,050</u>	<u>137,206</u>	<u>235,650</u>
100.420.4210.00 Motor Fuel and Lubricants	1,115,952	1,458,100	1,290,600	1,007,383	1,558,000
100.420.4311.00 Contracted Purchase of Service	2,667,139	3,900,000	3,230,000	2,388,438	4,067,000
100.420.4320.00 Driver Uniforms	22,434	20,000	20,000	12,545	27,000
100.420.4350.03 Lease/Rental - Facilities	10,724	5,000	21,000	10,974	21,000
100.420.4351.00 Equipment Lease	-	-	40,000	16,054	108,000
100.420.4410.00 Casualty & Liability Insurance	390,958	404,050	330,050	238,720	350,000
100.420.4410.01 Insurance Deductible	18,844	8,000	8,000	10,670	10,000
Total Operating & Insurance	<u>4,226,051</u>	<u>5,795,150</u>	<u>4,939,650</u>	<u>3,684,784</u>	<u>6,141,000</u>
Total Operating Costs	<u>4,947,682</u>	<u>6,463,900</u>	<u>5,681,840</u>	<u>4,326,416</u>	<u>7,005,550</u>
100.420.4195.10 Capital Outlay - Cost of Operating	<u>87,300</u>	<u>72,500</u>	<u>480,154</u>	<u>72,500</u>	<u>97,758</u>
Total Operations Expenditures	<u>\$ 5,034,982</u>	<u>\$ 6,536,400</u>	<u>\$ 6,161,994</u>	<u>\$ 4,398,916</u>	<u>\$ 7,103,308</u>

SOUTHWEST TRANSIT
2014 AMENDED BUDGET AND
2015 ADOPTED BUDGET

	Actual 2013	2014 Adopted Budget	2014 Final Budget	YTD September 2014	2015 Adopted Budget
VEHICLE MAINTENANCE (430)					
100.430.4030.00 Maintenance & Repair Salaries	491,544	\$ 535,600	\$ 545,650	375,374	576,900
100.430.4050.01 Operators Overtime	1,704	1,030	9,030	12,047	9,000
100.430.4060.00 Fringe Benefits	156,994	180,700	180,700	114,266	183,900
100.430.4060.01 Uniforms	7,510	8,000	8,000	4,982	9,000
100.430.4060.02 Workers Compensation	19,434	20,500	20,500	14,570	22,100
100.430.4060.03 Tuition Reimbursement	-	2,000	2,000	-	4,000
Total Personal Services	<u>677,186</u>	<u>747,830</u>	<u>765,880</u>	<u>521,238</u>	<u>804,900</u>
100.430.4160.00 Office Supplies	1,258	1,500	1,500	1,120	1,500
100.430.4160.01 Postage & Shipping	590	800	800	314	800
100.430.4160.02 Printing Costs	537	600	600	268	600
100.430.4160.03 Small Tools, Equip & Software	14,860	15,000	22,000	17,169	15,000
100.430.4160.04 Radio Supplies & Minor Equipt	-	500	500	-	500
100.430.4160.08 Fleet Maint. & Inventory Softw	5,914	7,000	7,000	6,919	8,000
100.430.4180.01 Phones, Wireless Phone & Pager	1,182	1,100	1,100	949	1,600
100.430.4180.02 Refuse Service	2,768	3,000	3,000	1,599	-
100.430.4180.06 Environmental charges	-	-	-	1,298	3,000
100.430.4190.00 Other Administrative Charges	893	1,300	1,300	817	1,300
100.430.4190.01 Memberships and Dues	-	-	-	233	250
100.430.4190.02 Mileage and Parking	4	100	100	111	100
100.430.4190.03 Meetings Training & Conference	3,820	8,000	8,000	2,644	8,000
100.430.4195.02 Capital Outlay - Equipment	-	-	-	-	-
Total Administrative Charges	<u>31,825</u>	<u>38,900</u>	<u>45,900</u>	<u>33,440</u>	<u>40,650</u>
100.430.4210.00 Motor Fuel and Lubricants	-	500	500	-	43,500
100.430.4220.00 Vehicle/Equip Mtc. Parts	493,211	567,000	637,000	460,936	670,000
100.430.4220.01 Pandemic Supplies	590	1,000	1,000	-	-
100.430.4220.04 Diesel Exhaust Fluid	-	-	-	-	14,000
100.430.4230.00 Vehicle/Equip Contracted Maint	86,395	70,000	186,000	93,645	20,000
100.430.4230.01 Vehicle bodyshop repair	-	-	-	-	106,000
100.430.4410.00 Casualty & Liability Insurance	1,050	900	900	656	950
100.430.4510.00 Vehicle Registration & Permits	420	500	500	16	500
Total Operating & Insurance	<u>581,665</u>	<u>639,900</u>	<u>825,900</u>	<u>555,253</u>	<u>854,950</u>
Total Operating Costs	<u>1,290,675</u>	<u>1,426,630</u>	<u>1,637,680</u>	<u>1,109,930</u>	<u>1,700,500</u>
100.430.4195.10 Capital Outlay - Cost of Operating	56,595	10,000	331,635	10,000	10,000
Total Vehicle Maintenance Expenditures	<u>\$ 1,347,270</u>	<u>\$ 1,436,630</u>	<u>\$ 1,969,315</u>	<u>\$ 1,119,930</u>	<u>\$ 1,710,500</u>

SOUTHWEST TRANSIT
2014 AMENDED BUDGET AND
2015 ADOPTED BUDGET

	Actual 2013	2014 Adopted Budget	2014 Final Budget	YTD September 2014	2015 Adopted Budget	
FACILITY MAINTENANCE (440 - 447)						
4010.00	Regular Salaries and Wages	309,416	\$ 325,900	\$ 340,160	278,224	\$ 334,000
4060.00	Fringe Benefits	46,473	65,800	61,631	49,054	62,000
4060.01	Uniforms	1,805	4,560	8,760	6,792	6,500
4060.02	Workers Compensation	17,890	15,000	14,211	10,305	15,700
	Total Personal Services	<u>375,584</u>	<u>411,260</u>	<u>424,762</u>	<u>344,376</u>	<u>418,200</u>
4140.00	Professional Service - Legal	2,000	2,060	2,060	-	2,030
4140.01	Prof svcs - Engineer & Arch.	919	1,030	73,030	23,880	1,030
4140.02	Professional Service-Technical	1,693	12,060	12,060	10,538	12,060
4150.00	Security Costs	11,883	11,742	16,722	12,940	18,707
4160.01	Postage & Shipping	7	-	-	-	-
4160.02	Printing Costs	268	103	103	-	-
4160.03	Small Tools, Equip & Software	15,071	20,085	20,085	14,619	18,635
4160.07	Elevator Inspection	14,164	22,155	16,555	14,048	16,955
4180.00	Utilities-Electric, Gas, W & S	233,163	261,185	238,600	183,021	224,360
4180.01	Phones, Wireless Phone & Pager	49,431	59,655	69,261	54,761	61,200
4180.02	Refuse Service	7,371	11,740	11,740	5,641	7,900
4180.03	Internet & Cable Service	1,847	8,908	5,054	3,466	7,200
4180.04	Exterminating Services	641	1,030	1,030	376	1,030
4190.00	Other Administrative Charges	306	309	309	127	309
4190.01	Memberships and Dues	253	618	618	233	1,000
4190.02	Mileage and Parking	232	309	339	450	823
4190.03	Meetings Training & Conference	7,128	6,386	6,386	4,553	6,000
4190.15	Legal & Bid Notice Publishing	-	1,030	1,030	258	1,030
	Total Administrative Charges	<u>346,377</u>	<u>420,405</u>	<u>474,982</u>	<u>328,909</u>	<u>380,269</u>
4340.00	General Operating Supplies	53,795	65,750	75,840	47,938	48,500
4341.00	Contract Repair- Equip. & Bldgs.	55,075	74,555	84,016	56,204	54,510
4360.00	Contract Facility Maintenance	38,221	107,510	116,710	30,084	50,965
4360.01	Contracted Snow Removal	50,213	76,735	50,635	32,700	50,000
4360.02	Exterior & Lot Maintenance	34,323	99,775	68,727	49,625	45,900
4410.00	Casualty & Liability Insurance	109,123	102,100	93,200	71,566	78,600
4510.00	Vehicle Registration & Permits	-	515	515	655	509
4160.00	Office Supplies	584	515	515	261	515
4195.02	Capital Outlay - Equipment	-	-	-	-	-
4540.00	Other Taxes and Fees	53,817	55,620	21,620	20,317	1,030
4195.01	Capital Outlay - Buildings	-	-	-	-	-
	Total Operating & Insurance	<u>395,150</u>	<u>583,075</u>	<u>511,778</u>	<u>309,351</u>	<u>330,529</u>
	Total Operating Costs	<u>1,117,111</u>	<u>1,414,740</u>	<u>1,411,522</u>	<u>982,636</u>	<u>1,128,998</u>
4195.10	Capital Outlay - Cost of Operating	<u>146,105</u>	<u>243,000</u>	<u>752,670</u>	<u>243,000</u>	<u>272,507</u>
	Total Facility Maintenance	<u>\$ 1,263,216</u>	<u>\$ 1,657,740</u>	<u>\$ 2,164,192</u>	<u>\$ 1,225,636</u>	<u>\$ 1,401,505</u>
	Total 100 Expenditures	<u>8,715,298</u>	<u>10,785,526</u>	<u>11,568,100</u>	<u>7,712,677</u>	<u>11,398,270</u>
	Net change	<u>\$ (60,357)</u>	<u>\$ 407,994</u>	<u>\$ (61,600)</u>	<u>\$ 1,111,149</u>	<u>\$ 269,430</u>
	Projected Current Year Fund Balance			3,168,709	3,168,709	27.80%
	Projected Following Year's Fund Balance					\$ 3,438,139
	<i>Percent of expenditures</i>			<i>27.39%</i>	<i>Approved Amendments</i>	<i>30.16%</i>

SOUTHWEST TRANSIT
2014 AMENDED BUDGET AND
2015 ADOPTED BUDGET - CONTINUED

FACILITY MAINTENANCE SUMMARY

	Actual 2013	2014 Adopted Budget	2014 Final Budget	YTD September 2014	2015 Adopted Budget
FACILITY MAINTENANCE - Southwest Station and Ramp (440)					
100.440.4010.00 Regular Salaries and Wages	\$ 101,766	\$ 97,700	\$ 101,975	\$ 85,116	\$ 100,200
100.440.4060.00 Fringe Benefits	14,226	19,800	18,200	14,446	18,600
100.440.4060.01 Uniforms	172	2,500	3,800	3,188	2,500
100.440.4060.02 Workers Compensation	5,000	4,500	4,500	3,198	4,700
100.440.4140.00 Professional Service - Legal	1,000	1,030	1,030	-	1,000
100.440.4140.02 Professional Service-Technical	696	6,030	6,030	5,909	6,030
100.440.4150.00 Security Costs	2,881	3,605	3,605	3,001	4,800
100.440.4160.02 Printing Costs	268	103	103	-	-
100.440.4160.03 Small Tools, Equip & Software	3,930	4,120	4,120	3,470	5,000
100.440.4160.07 Elevator Inspection	8,762	9,030	9,030	8,662	9,030
100.440.4180.00 Utilities-Electric, Gas, W & S	75,207	66,000	63,000	48,060	66,000
100.440.4180.01 Phones, Wireless Phone & Pager	15,930	16,480	22,980	17,971	18,300
100.440.4180.02 Refuse Service	2,111	3,500	3,500	1,645	2,500
100.440.4180.03 Internet & Cable Service	749	3,630	2,330	1,539	3,700
100.440.4180.04 Exterminating Services	502	515	515	376	515
100.440.4190.00 Other Administrative Charges	165	206	206	127	206
100.440.4190.01 Memberships and Dues	253	258	258	-	500
100.440.4190.02 Mileage and Parking	232	206	206	135	600
100.440.4190.03 Meetings Training & Conference	3,354	3,296	3,296	2,561	3,000
100.440.4190.15 Legal & Bid Notice Publishing	-	515	515	-	515
100.440.4340.00 General Operating Supplies	17,067	20,000	20,000	13,477	15,000
100.440.4341.00 Contract Repair- Equip. & Bldgs.	21,568	25,000	25,000	14,122	15,000
100.440.4360.00 Contract Facility Maintenance	17,119	70,000	70,000	7,362	15,000
100.440.4360.01 Contracted Snow Removal	22,066	28,840	18,840	12,987	15,000
100.440.4360.02 Exterior & Lot Maintenance	13,367	15,450	15,450	11,714	15,450
100.440.4410.00 Casualty & Liability Insurance	40,590	34,000	33,500	25,459	31,000
100.440.4510.00 Vehicle Registration & Permits	-	206	206	25	200
Total Facilities - SWS Terminal Expenditures	\$ 368,981	\$ 436,520	\$ 432,195	\$ 284,550	\$ 354,346

SOUTHWEST TRANSIT
2014 AMENDED BUDGET AND
2015 ADOPTED BUDGET - CONTINUED

	<u>Actual 2013</u>	<u>2014 Adopted Budget</u>	<u>2014 Final Budget</u>	<u>YTD September 2014</u>	<u>2015 Adopted Budget</u>
FACILITY MAINTENANCE - EP Garage (442)					
100.442.4010.00 Regular Salaries and Wages	\$ 63,134	\$ 65,200	\$ 68,053	\$ 55,781	\$ 66,800
100.442.4060.00 Fringe Benefits	10,678	13,100	14,400	11,352	12,400
100.442.4060.01 Uniforms	1,634	2,060	4,960	3,605	4,000
100.442.4060.02 Workers Compensation	3,200	3,000	3,000	2,132	3,100
100.442.4140.00 Professional Service - Legal	1,000	1,030	1,030	-	1,030
100.442.4140.01 Prof svcs - Engineer & Arch.	919	1,030	66,530	23,636	1,030
100.442.4140.02 Professional Service-Technical	996	6,030	6,030	4,629	6,030
100.442.4150.00 Security Costs	367	-	2,000	1,589	3,500
100.442.4160.00 Office Supplies	501	515	515	261	515
100.442.4160.01 Postage & Shipping	7	-	-	-	-
100.442.4160.03 Small Tools, Equip & Software	2,943	3,090	3,090	3,251	4,000
100.442.4180.00 Utilities-Electric, Gas, W & S	56,915	66,950	72,500	52,434	68,950
100.442.4180.01 Phones, Wireless Phone & Pager	13,477	18,000	21,000	16,605	15,800
100.442.4180.02 Refuse Service	5,260	8,240	8,240	3,995	5,400
100.442.4180.03 Internet & Cable Service	669	3,424	2,724	1,928	3,500
100.442.4180.04 Exterminating Services	139	515	515	-	515
100.442.4190.00 Other Administrative Charges	141	103	103	-	103
100.442.4190.01 Memberships and Dues	-	361	361	233	500
100.442.4190.02 Mileage and Parking	-	103	103	90	103
100.442.4190.03 Meetings Training & Conference	3,774	3,090	3,090	1,992	3,000
100.442.4190.15 Legal & Bid Notice Publishing	-	515	515	258	515
100.442.4195.02 Capital Outlay - Equipment	-	-	-	-	-
100.442.4340.00 General Operating Supplies	13,067	15,000	25,000	14,537	15,000
100.442.4341.00 Contract Repair- Equip. & Bldgs.	6,983	16,000	25,700	20,783	16,000
100.442.4360.00 Contract Facility Maintenance	7,136	10,000	16,000	8,513	10,000
100.442.4360.01 Contracted Snow Removal	3,711	4,120	4,120	-	9,000
100.442.4360.02 Exterior & Lot Maintenance	1,363	56,000	32,000	23,994	10,000
100.442.4410.00 Casualty & Liability Insurance	17,399	14,700	14,400	10,909	13,200
100.442.4510.00 Vehicle Registration & Permits	-	206	206	630	206
100.442.4540.00 Other Taxes and Fees	585	1,030	1,030	-	1,030
Total Facilities-Maint. Garage Expenditures	\$ 215,997	\$ 313,412	\$ 397,215	\$ 263,135	\$ 275,227

SOUTHWEST TRANSIT
2014 AMENDED BUDGET AND
2015 ADOPTED BUDGET - CONTINUED

	Actual 2013	2014 Adopted Budget	2014 Final Budget	YTD September 2014	2015 Adopted Budget
FACILITY MAINTENANCE - Park & Ride Lots (443)					
100.443.4010.00 Regular Salaries and Wages	\$ 28,844	\$ 32,600	\$ 34,027	\$ 27,110	\$ 33,400
100.443.4060.00 Fringe Benefits	5,703	6,600	9,200	7,079	6,200
100.443.4060.02 Workers Compensation	2,389	1,500	1,500	1,066	1,600
100.443.4140.00 Professional Service - Legal	-	-	-	-	-
100.443.4150.00 Security Costs	642	927	327	233	927
100.443.4160.03 Small Tools, Equip & Software	500	515	515	488	515
100.443.4180.00 Utilities-Electric, Gas, W & S	1,798	2,575	1,200	936	700
100.443.4180.01 Phones, Wireless Phone & Pager	80	-	300	221	400
100.443.4190.02 Mileage and Parking	-	-	-	45	60
100.443.4340.00 General Operating Supplies	1,255	1,030	4,630	5,214	500
100.443.4341.00 Contract Repair- Equip. & Bldgs.	360	1,545	1,545	3,257	1,000
100.443.4360.00 Contract Facility Maintenance	-	515	3,715	3,233	515
100.443.4360.01 Contracted Snow Removal	5,555	7,210	4,710	3,247	3,200
100.443.4360.02 Exterior & Lot Maintenance	1,126	1,030	1,030	1,192	1,000
100.443.4410.00 Casualty & Liability Insurance	578	400	400	292	400
100.443.4510.00 Vehicle Registration & Permits	-	103	103	-	103
Total Park & Ride Lot Maint. Expenditures	\$ 48,829	\$ 56,550	\$ 63,202	\$ 53,614	\$ 50,520

	Actual 2013	2014 Adopted Budget	2014 Final Budget	YTD September 2014	2015 Adopted Budget
FACILITY MAINTENANCE - Southwest Village (444)					
100.444.4010.00 Regular Salaries and Wages	\$ 62,623	\$ 65,200	\$ 68,053	\$ 56,008	\$ 66,800
100.444.4060.00 Fringe Benefits	10,118	13,100	13,100	10,146	12,400
100.444.4060.02 Workers Compensation	3,301	3,000	3,000	1,066	3,100
100.444.4140.01 Prof svcs - Engineer & Arch.	-	-	6,500	244	-
100.444.4150.00 Security Costs	1,216	2,060	3,060	2,348	3,160
100.444.4160.03 Small Tools, Equip & Software	816	2,060	2,060	788	2,060
100.444.4160.07 Elevator Inspection	3,746	4,200	4,200	3,857	4,200
100.444.4180.00 Utilities-Electric, Gas, W & S	30,460	36,050	30,500	23,957	36,050
100.444.4180.01 Phones, Wireless Phone & Pager	8,135	8,240	7,140	5,814	8,700
100.444.4180.03 Internet & Cable Service	20	515	-	-	-
100.444.4190.02 Mileage and Parking	-	-	-	90	-
100.444.4195.01 Capital Outlay - Buildings	-	-	-	-	-
100.444.4340.00 General Operating Supplies	8,091	8,240	8,240	6,144	6,000
100.444.4341.00 Contract Repair- Equip. & Bldgs.	12,917	12,360	18,460	11,278	12,360
100.444.4360.00 Contract Facility Maintenance	7,670	8,240	8,240	3,898	8,240
100.444.4360.01 Contracted Snow Removal	10,425	13,390	8,790	6,030	6,600
100.444.4360.02 Exterior & Lot Maintenance	7,000	7,725	7,725	6,118	7,725
100.444.4410.00 Casualty & Liability Insurance	15,159	13,000	13,000	9,502	12,000
Total Facility-SW Village Expenditures	\$ 181,697	\$ 197,380	\$ 202,068	\$ 147,287	\$ 189,395

SOUTHWEST TRANSIT
2014 AMENDED BUDGET AND
2015 ADOPTED BUDGET - CONTINUED

	<u>Actual 2013</u>	<u>2014 Adopted Budget</u>	<u>2014 Final Budget</u>	<u>YTD September 2014</u>	<u>2015 Adopted Budget</u>
FACILITY MAINTENANCE - Chaska Garage (445)					
100.445.4010.00 Regular Salaries and Wages	\$ 28,699	\$ 32,600	\$ 12,415	\$ 12,414	\$ -
100.445.4060.00 Fringe Benefits	3,302	6,600	1,431	1,431	-
100.445.4060.02 Workers Compensation	1,700	1,500	711	711	-
100.445.4150.00 Security Costs	1,434	1,030	310	309	-
100.445.4160.03 Small Tools, Equip & Software	495	515	515	-	-
100.445.4180.00 Utilities-Electric, Gas, W & S	29,691	30,900	18,900	18,858	-
100.445.4180.01 Phones, Wireless Phone & Pager	1,486	3,030	1,236	1,236	-
100.445.4190.02 Mileage and Parking	-	-	30	30	-
100.445.4190.15 Legal & Bid Notice Publishing	-	-	-	-	-
100.445.4340.00 General Operating Supplies	4,863	5,000	1,490	1,490	-
100.445.4341.00 Contract Repair- Equip. & Bldgs.	9,182	9,500	3,161	3,161	-
100.445.4360.00 Contract Facility Maintenance	297	1,545	1,545	-	-
100.445.4360.01 Contracted Snow Removal	3,313	5,150	2,350	2,319	-
100.445.4360.02 Exterior & Lot Maintenance	8,054	8,240	1,192	1,192	-
100.445.4410.00 Casualty & Liability Insurance	18,715	16,000	7,900	7,822	-
100.445.4540.00 Other Taxes and Fees	53,232	54,590	20,590	20,317	-
Total Facility-Chaska Garage Maint. Expenditures	\$ 164,464	\$ 176,200	\$ 73,776	\$ 71,291	\$ -

	<u>Actual 2013</u>	<u>2014 Adopted Budget</u>	<u>2014 Final Budget</u>	<u>YTD September 2014</u>	<u>2015 Adopted Budget</u>
FACILITY MAINTENANCE - Chanhassen Station (446)					
100.446.4010.00 Regular Salaries and Wages	\$ 24,349	\$ 32,600	\$ 34,027	\$ 27,135	\$ 33,400
100.446.4060.00 Fringe Benefits	2,447	6,600	3,700	3,004	6,200
100.446.4060.02 Workers Compensation	1,700	1,500	1,500	1,066	1,600
100.446.4150.00 Security Costs	4,927	2,060	4,160	3,015	3,160
100.446.4160.03 Small Tools, Equip & Software	6,386	7,725	7,725	6,300	5,000
100.446.4160.07 Elevator Inspection	1,656	4,725	1,725	-	1,925
100.446.4180.00 Utilities-Electric, Gas, W & S	27,737	22,660	27,000	19,514	22,660
100.446.4180.01 Phones, Wireless Phone & Pager	6,875	5,665	6,865	5,528	7,700
100.446.4180.03 Internet & Cable Service	409	824	-	-	-
100.446.4190.02 Mileage and Parking	-	-	-	45	60
100.446.4340.00 General Operating Supplies	5,564	8,240	8,240	3,221	6,000
100.446.4341.00 Contract Repair- Equip. & Bldgs.	3,769	5,150	5,150	1,367	5,150
100.446.4360.00 Contract Facility Maintenance	5,402	7,210	7,210	3,933	7,210
100.446.4360.01 Contracted Snow Removal	3,767	4,635	3,035	2,087	6,600
100.446.4360.02 Exterior & Lot Maintenance	2,542	3,605	3,605	2,624	4,000
100.446.4410.00 Casualty & Liability Insurance	14,366	12,000	12,000	9,004	11,000
Total Facility-Chanhassen Station Expenditures	\$ 111,896	\$ 125,199	\$ 125,942	\$ 87,844	\$ 121,665

SOUTHWEST TRANSIT
2014 AMENDED BUDGET AND
2015 ADOPTED BUDGET - CONTINUED

	<u>Actual 2013</u>	<u>2014 Adopted Budget</u>	<u>2014 Final Budget</u>	<u>YTD September 2014</u>	<u>2015 Adopted Budget</u>
FACILITY MAINTENANCE - East Creek Station (447)					
100.447.4010.00 Regular Salaries and Wages	\$ -	\$ -	\$ 21,610	\$ 14,659	\$ 33,400
100.447.4060.00 Fringe Benefits	-	-	1,600	1,597	6,200
100.447.4060.02 Workers Compensation	600	-	-	1,066	1,600
100.447.4150.00 Security Costs	416	2,060	3,260	2,445	3,160
100.447.4160.00 Office Supplies	83	-	-	-	-
100.447.4160.03 Small Tools, Equip & Software	-	2,060	2,060	322	2,060
100.447.4160.07 Elevator Inspection	-	4,200	1,600	1,529	1,800
100.447.4180.00 Utilities-Electric, Gas, W & S	11,356	36,050	25,500	19,262	30,000
100.447.4180.01 Phones, Wireless Phone & Pager	3,450	8,240	9,740	7,386	10,300
100.447.4180.03 Internet & Cable Service	-	515	-	-	-
100.447.4190.02 Mileage and Parking	-	-	-	15	-
100.447.4195.01 Capital Outlay - Buildings	-	-	-	-	-
100.447.4340.00 General Operating Supplies	3,888	8,240	8,240	3,854	6,000
100.447.4341.00 Contract Repair- Equip. & Bldgs.	295	5,000	5,000	2,237	5,000
100.447.4360.00 Contract Facility Maintenance	597	10,000	10,000	3,145	10,000
100.447.4360.01 Contracted Snow Removal	1,375	13,390	8,790	6,030	9,600
100.447.4360.02 Exterior & Lot Maintenance	872	7,725	7,725	2,791	7,725
100.447.4410.00 Casualty & Liability Insurance	2,315	12,000	12,000	8,578	11,000
Total Facility-East Creek Station Expenditures	\$ 25,247	\$ 109,480	\$ 117,125	\$ 74,916	\$ 137,845
TOTAL FACILITY MAINTENANCE	\$ 1,117,111	\$ 1,414,740	\$ 1,411,522	\$ 982,636	\$ 1,128,998

SOUTHWEST TRANSIT
2014 AMENDED BUDGET AND
2015 ADOPTED BUDGET

Capital & Equipment Fund (250)

		<u>Actual 2013</u>	<u>2014 Adopted Budget</u>	<u>2014 Final Budget</u>	<u>YTD September 2014</u>	<u>2015 Adopted Budget</u>
Revenues						
250.320.3015.00	Interest on Investments	8,963	\$ 5,150	5,150	10,156	12,000
250.320.3112.00	Miscellaneous Revenue	105,587	-	-	-	
250.352.3112.03	Insurance Recoveries	172,507	-	-	-	
	Total 250 Revenues	<u>287,056</u>	<u>5,150</u>	<u>5,150</u>	<u>10,156</u>	<u>12,000</u>
Expenditures						
250.400.4160.03	Small Tools, Equip & Software	22,030	10,300	-	-	-
250.440.4195.02	Capital Outlay - Equipment	676,414	315,200	-	293,604	61,000
250.443.4140.01	Prof svcs - Engineer & Arch.	-	-	-	-	-
	Total 250 Expenditures	<u>698,444</u>	<u>325,500</u>	<u>-</u>	<u>293,604</u>	<u>61,000</u>
Transfers in (out)						
250.351.3115.02	Transfer In (Capital Costs of operations)	1,122,868	325,500	-	325,500	-
250.450.4600.01	Transfer Out - Other	(110,000)	-	-	-	-
	Net Transfers	<u>1,012,868</u>	<u>325,500</u>	<u>-</u>	<u>325,500</u>	<u>-</u>
	Net change	<u>\$ 601,480</u>	<u>\$ 5,150</u>	<u>\$ 5,150</u>	<u>\$ 42,052</u>	<u>\$ (49,000)</u>
	Projected Current Year Fund Balance			<u>\$ 1,901,556</u>		
	Projected Following Year's Fund Balance				<u>\$ 1,852,556</u>	

SOUTHWEST TRANSIT
2014 AMENDED BUDGET AND
2015 ADOPTED BUDGET

SWT Development Capital Fund (360)

		<u>Actual 2013</u>	<u>2014 Adopted Budget</u>	<u>2014 Final Budget</u>	<u>YTD September 2014</u>	<u>2015 Adopted Budget</u>
Revenues						
360.320.3014.00	Property Lease	147,246	\$ 138,000	65,000	63,285	\$ -
360.320.3015.00	Interest on Investments	10,418	8,240	8,240	14,291	15,000
360.320.3015.01	Contract interest	-	-	88,000	49,178	191,288
360.320.3030.00	Development Assessment	4,460	-	-	-	-
360.320.3112.00	Miscellaneous Revenue	51,200	-	-	56,863	-
360.350.3104.01	Metropolitan Council Funding	-	-	-	27,395	-
360.351.3090.00	Sale of Land	652,515	-	-	-	-
360.351.3090.01	Sale of Property	-	-	541,000	507,827	136,733
Total 360 Revenues		<u>865,839</u>	<u>146,240</u>	<u>702,240</u>	<u>718,840</u>	<u>343,021</u>
Expenditures						
360.400.4010.00	Regular Salaries and Wages	-	-	-	-	-
360.400.4060.00	Fringe Benefits	-	-	-	-	-
360.400.4180.01	Phones, Wireless Phone & Pager	9	-	-	-	-
360.400.4190.02	Mileage and Parking	55	-	-	-	-
360.443.4140.00	Professional Service - Legal	-	-	-	4,805	-
360.443.4140.01	Prof svcs - Engineer & Arch.	26,625	118,450	118,450	115,983	85,000
360.443.4140.02	Professional Service-Technical	-	-	-	-	-
360.445.4140.02	Professional Service-Technical	-	-	-	-	-
360.442.4195.10	Capital outlay - garage expansion	-	-	-	-	2,000,000
Total 360 Expenditures		<u>26,688</u>	<u>118,450</u>	<u>118,450</u>	<u>120,788</u>	<u>2,085,000</u>
Transfers in (out)						
360.351.3115.02	Transfer in	150,000	-	-	-	-
360.450.4600.01	Transfer Out - Other	(916,500)	-	-	-	-
Net Transfers		<u>(766,500)</u>	<u>-</u>	<u>-</u>	<u>-</u>	<u>-</u>
Net change		<u>\$ 72,651</u>	<u>\$ 27,790</u>	<u>\$ 583,790</u>	<u>\$ 598,052</u>	<u>\$ (1,741,979)</u>
Projected Current Year Fund Balance				<u>2,492,175</u>		
Projected Following Year's Fund Balance					<u>\$ 750,196</u>	

SOUTHWEST TRANSIT
2014 AMENDED BUDGET AND
2015 ADOPTED BUDGET

SW Village Debt Service Fund (405)

		<u>Actual 2013</u>	<u>2014 Adopted Budget</u>	<u>2014 Final Budget</u>	<u>YTD September 2014</u>	<u>2015 Adopted Budget</u>
Revenues						
405.320.3015.00	Interest on Investments	57	\$ -	-	87	\$ -
405.350.3104.01	Metropolitan Council Funding	-	85,529	85,529	81,602	80,000
405.351.3080.01	Proceeds - COP	1,120,000	-	-	-	-
	Total 405 Revenues	<u>1,120,057</u>	<u>85,529</u>	<u>85,529</u>	<u>81,689</u>	<u>80,000</u>
Expenditures						
405.444.4190.00	Other Administrative Charges	103,401	-	-	-	-
405.444.4352.00	Principal - Capital Lease	1,901,449	85,529	85,529	90,000	80,000
405.444.4370.00	Interest on Capital Lease	113,060	85,556	85,556	25,818	32,180
	Total 405 Expenditures	<u>2,117,910</u>	<u>171,085</u>	<u>171,085</u>	<u>115,818</u>	<u>112,180</u>
Transfers in (out)						
405.351.3115.02	Transfer In (Capital Costs of operations)	985,500	85,556	85,556	85,556	32,180
	Net Transfers	<u>985,500</u>	<u>85,556</u>	<u>85,556</u>	<u>85,556</u>	<u>32,180</u>
Net change		<u><u>\$ (12,353)</u></u>	<u><u>\$ -</u></u>	<u><u>\$ -</u></u>	<u><u>\$ 51,427</u></u>	<u><u>\$ -</u></u>
	Projected Current Year Fund Balance			<u>1,926</u>		
	Projected Following Year's Fund Balance				<u><u>\$ 1,926</u></u>	

SOUTHWEST TRANSIT
2014 AMENDED BUDGET AND
2015 ADOPTED BUDGET

Energy Savings Debt Service Fund (406)

		<u>Actual 2013</u>	<u>2014 Adopted Budget</u>	<u>2014 Final Budget</u>	<u>YTD September 2014</u>	<u>2015 Adopted Budget</u>
Revenues						
406.320.3015.00	Interest on Investments	-	-	-	-	-
406.350.3104.01	Metropolitan Council Funding	-	56,319	-	-	-
406.320.3106.00	Energy Savings Rebate	-	41,000	41,000	14,093	-
	Total 406 Revenues	<u>-</u>	<u>97,319</u>	<u>41,000</u>	<u>14,093</u>	<u>-</u>
Expenditures						
406.440.4352.00	Principal - Capital Lease	27,635	56,319	56,319	56,319	57,747
406.440.4370.00	Interest on Capital Lease	12,604	24,159	24,159	24,159	22,730
	Total 406 Expenditures	<u>40,239</u>	<u>80,477</u>	<u>80,477</u>	<u>80,477</u>	<u>80,477</u>
Transfers in (out)						
406.351.3115.02	Transfer In (Capital Costs of operations)	41,000	41,000	41,000	41,000	80,477
	Net Transfers	<u>41,000</u>	<u>41,000</u>	<u>41,000</u>	<u>41,000</u>	<u>80,477</u>
Net change		<u>\$ 761</u>	<u>\$ 57,842</u>	<u>\$ 1,523</u>	<u>\$ (25,385)</u>	<u>\$ (0)</u>
	Projected Current Year Fund Balance			<u>\$ 761.26</u>		
	Projected Following Year's Fund Balance					<u>\$ 760.78</u>

SOUTHWEST TRANSIT
2014 AMENDED BUDGET AND
2015 ADOPTED BUDGET

2015 Budgeted Employee Full Time Equivalent

Department	Position	2014	2015
Administration	Chief Executive Officer	1.00	1.00
Administration	HR/Payroll Technician	1.00	1.00
Administration	Accountant	1.00	1.00
Administration	Administrative Assistant	1.00	1.00
Administration	Customer Service Representative	1.00	1.00
Administration	Part-time Customer Service Representative	0.30	0.30
<i>Administration Total</i>		5.30	5.30
Facility Mtc	Facility Maintenance Manager	1.00	1.00
Facility Mtc.	Facility Maintenance worker	2.00	2.00
Facility Mtc.	Part-time Facility Maintenance	7.80	7.80
<i>Facility Mtc Total</i>		10.80	10.80
Operations	Chief Operating Officer	1.00	1.00
Operations	Maintenance and Facility Director	1.00	1.00
Operations	Manager of Planning	1.00	1.00
Operations	Technology Specialist	1.00	1.00
<i>Operations Total</i>		4.00	4.00
Vehicle Maintenance	Vehicle Maintenance Manager	1.00	1.00
Vehicle Maintenance	A Technician	1.00	1.00
Vehicle Maintenance	B Technician	3.00	3.00
Vehicle Maintenance	C Technician	2.00	2.00
Vehicle Maintenance	Inventory Control Specialist	1.00	1.00
Vehicle Maintenance	Utility Worker	1.00	1.00
Vehicle Maintenance	Apprentice Mechanic	1.00	1.00
<i>Vehicle Maint Total</i>		10.00	10.00
Total Positions		30.10	30.10